

# Robin's Pick 6 Wonder Card Template # 2

Another template for 4" x 6" pattern papers creating 8 cards!



## Supplies Needed

- 6 different pieces of 4" x 6" double-sided pattern paper (Designer Series Paper) with coordinating colors and patterns. Choose any six from one package of DSP.
- 8 pieces of 5-1/2" x 8-1/2" coordinating cardstock colors for card bases
- 8 pieces of 4" x 5-1/4" Basic White or neutral cardstock
- 8 die cuts/punched shapes for sentiment stamping in Basic White cardstock
- Adhesives: Liquid Glue or Double-sided Tape, and Dimensionals
- Scissors, ruler & pencil, Paper trimmer
- Ribbon and/or embellishments

## Cutting Directions for the 6 pieces of DSP


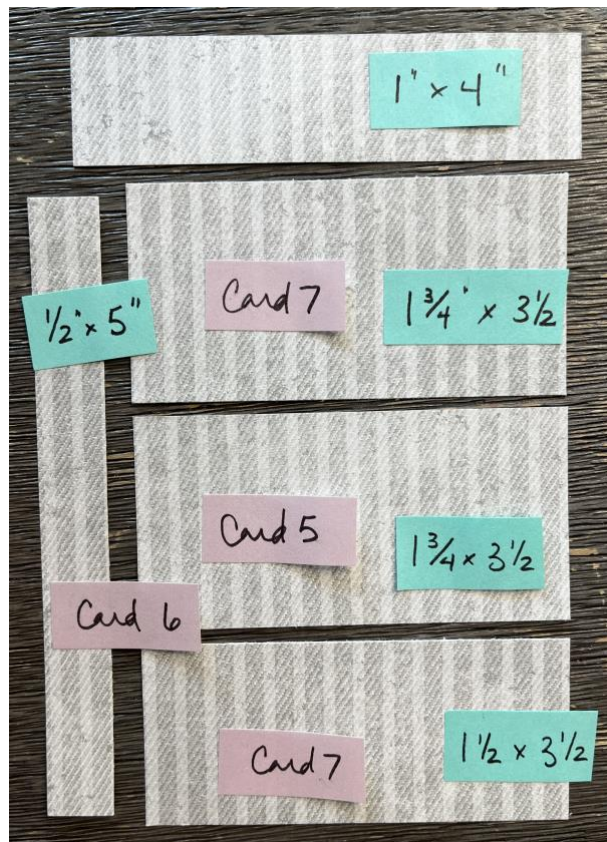
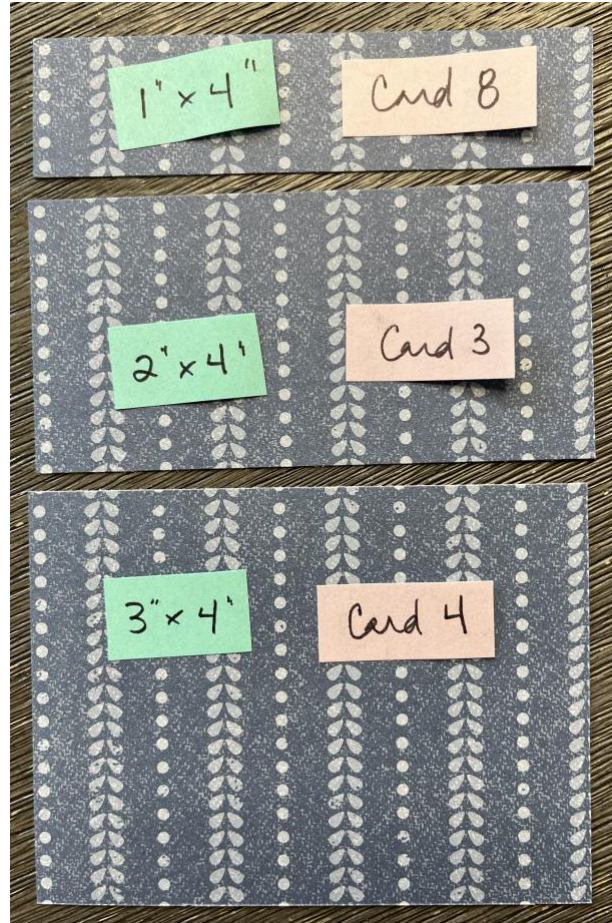
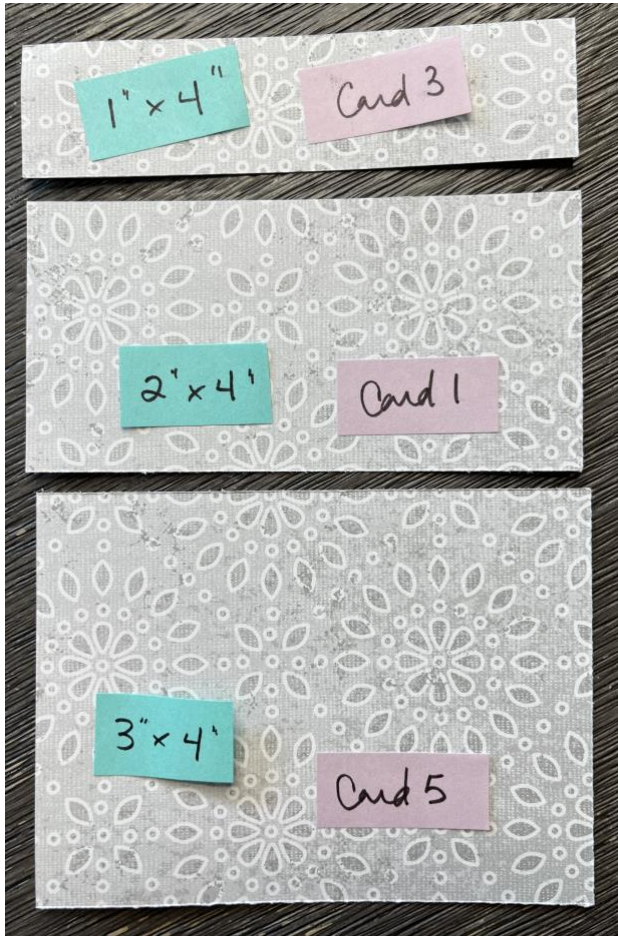
Before you begin cutting, arrange the 4" x 6" pieces of pattern paper so that the paper's images are oriented vertically. This will ensure the direction of the pattern will be oriented correctly before cutting into the paper. Once the pieces are all going in the right direction, trim off 1" from the top of each piece. Depending on your paper trimmer you may be able to do this all at once, or one at a time. Once the 1" x 4" strips are cut off, take each of the 6 pattern paper pieces and cut as shown. Sort the cut pieces into piles for each of the eight cards. Arrange the pieces into the card front designs and attach onto the 4" x 5-1/4" Basic White neutral card fronts.





# Robin's Pick 6 Wonder Card Template # 2

Another template for 4" x 6" pattern papers creating 8 cards!




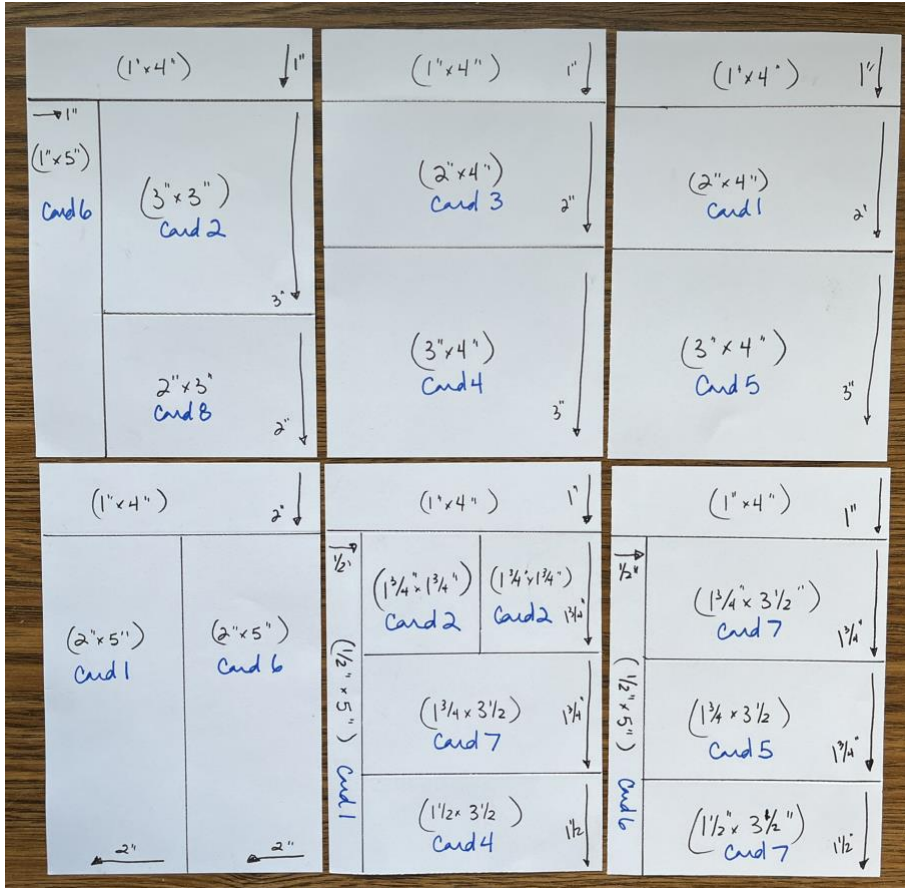


# Robin's Pick 6 Wonder Card Template # 2

Another template for 4" x 6" pattern papers creating 8 cards!



**Choose which side of the DSP you want to have showing for each card front.**





# Robin's Pick 6 Wonder Card Template # 2

Another template for 4" x 6" pattern papers creating 8 cards!



Create focal points using die cuts or punched shapes. Layer them with a small accent like a leaf, flower, or coordinating stamped image. Add flair to the shape with a ribbon and some embellishments.



## Product List



[Country Lace 12" X 12" \(30.5 X 30.5 Cm\) Designer Series](#)

[Paper](#)



[Spotlight On Nature Dies](#)



[Petal Pink & White 1/4" \(6.4 Mm\) Diagonal Trim Combo](#)

[Pack](#)



[Basic Gray & Smoky Slate](#)

[Pearls](#)